


ARTISTS STYLES





Mondrian


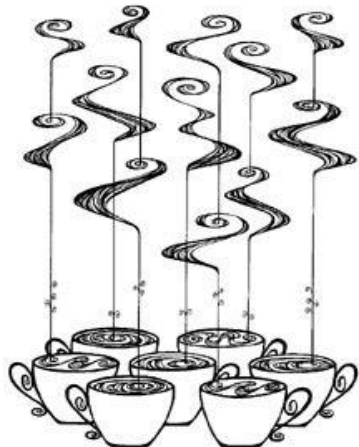


The Silver Tree by Piet Mondrian

SEQUENCE OF MONDRAIN'S TREES



Find ONE Image of 7 Different Styles



List Style and Artist if possible



Pop Art Roy, Lichtenstein



Realism Artist Unknown

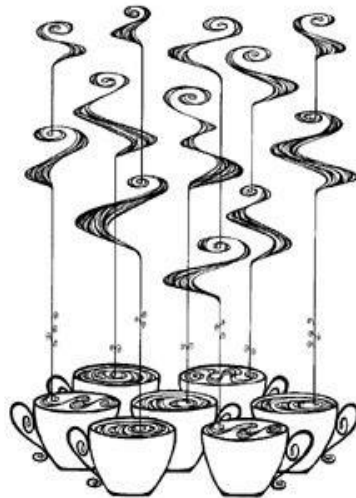


Sumi Ink Artist Unknown

Art Deco Artist Unknown




No Idea just cool!



Surrealism Unknown




Fantasy Joan Miro



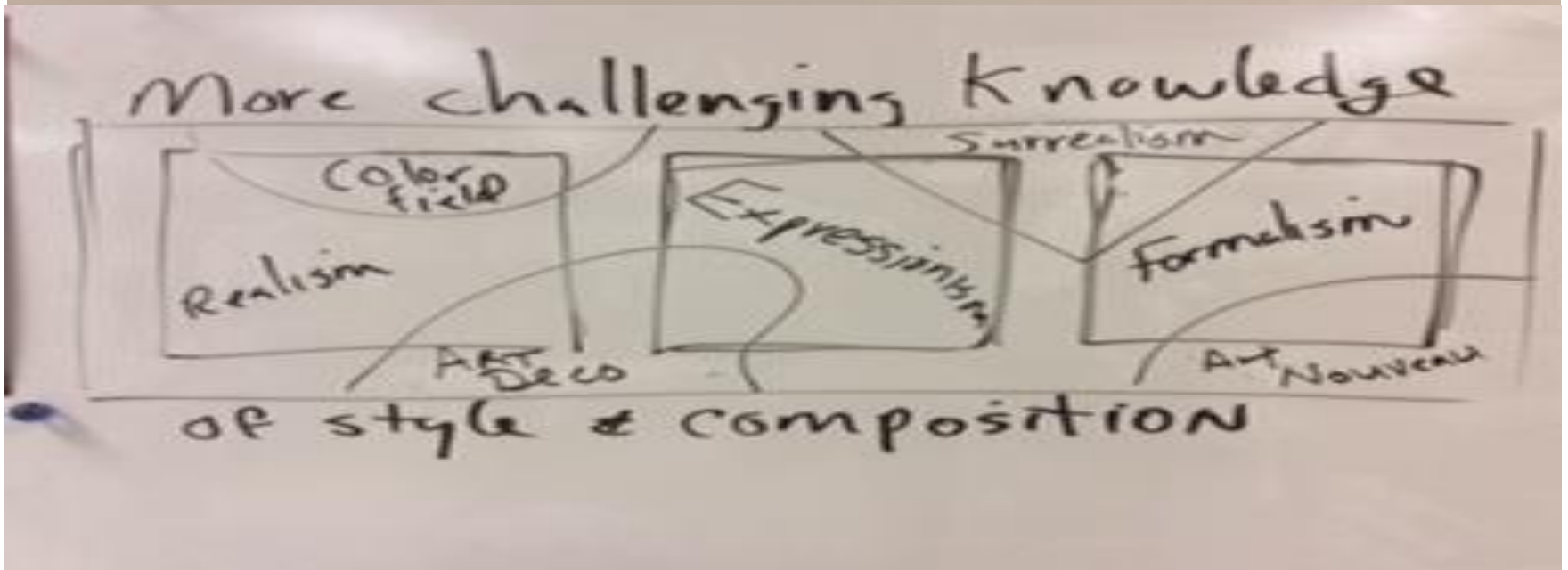

Information to Include

1. Name of Style.
2. History of style, just the basics: where, when, who.
List three Artists of that style. Show examples.
3. 3-5 characteristics of the style.

Student Example of Research



CHOOSE WHICH ASSIGNMENT



3 Panel Structure for Final Drawing

Paper size 9 X 24

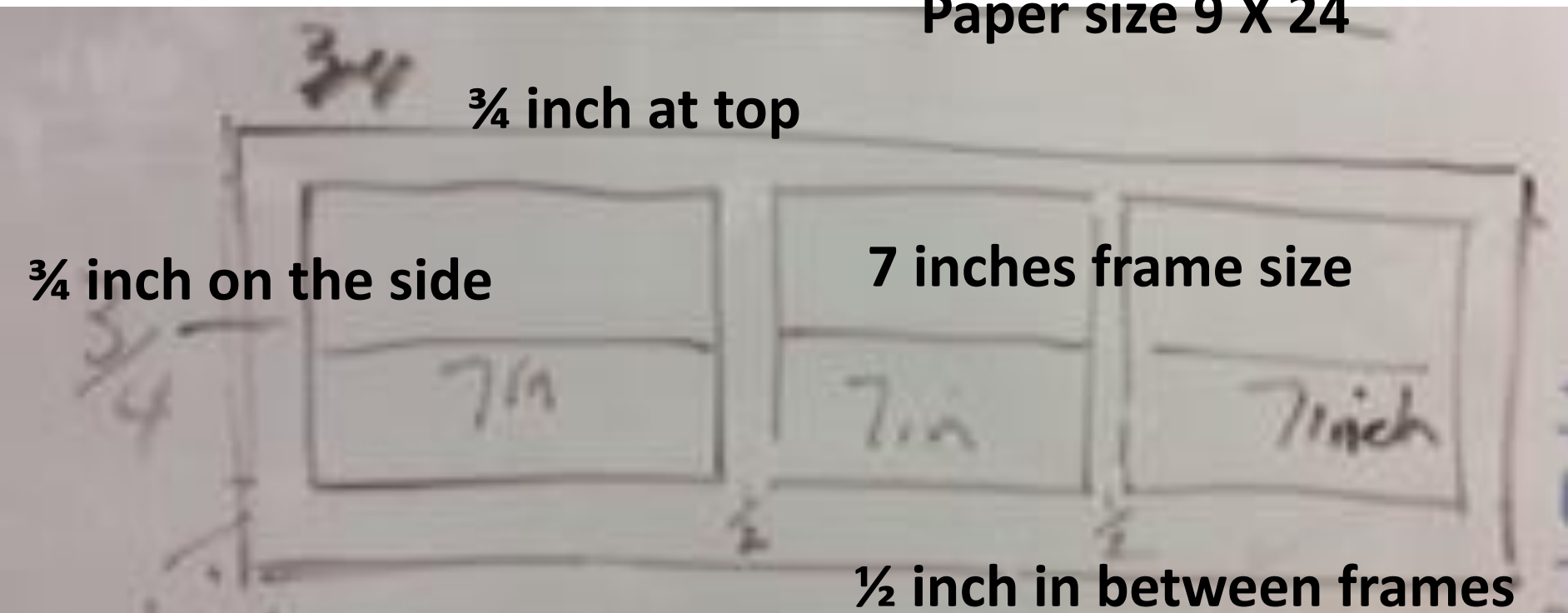
$\frac{3}{4}$ inch at top

$\frac{3}{4}$ inch on the side

7 inches frame size

$\frac{1}{2}$ inch in between frames

One inch on the bottom



Lightly Drawn Rough Draft of Idea



Colored Pencil Techniques

- <https://www.youtube.com/watch?v=DG36Ne7P1c0> Three approaches 4:00 minutes
- <https://www.youtube.com/watch?v=luC6GMVB1bw> 12 techniques in great Detail 30:00 minutes
- <https://www.youtube.com/watch?v=0fq4UBYh-M4>
- Blend with vaseline 10:00 minutes
- <https://www.youtube.com/watch?v=AZ6Y2a1ZwLw>
- Combines Techniques of pencil and marker



REQUIREMENTS

1. COMPOSITION-USE THREE TECHNIQUES AND FOLLOW THE THREE GUIDELINES
2. SHOW THE STYLE CHARACTERISTICS CORRECTLY
3. USE THREE OR MORE COLORED PENCIL AND MARKER TECHNIQUES AND INCLUDE 5 OR MORE VALUES IN YOUR ARTWORK
4. CRAFTSMANSHIP OF WORK AND ORIGINAL IMAGES

EXAMPLE TO FOLLOW

