

INTRODUCTION TO DRAWING

*Copyright J. D. Hillberry
2002*



SKILLS NEEDED TO DRAW WELL

- ACCURATE OBSERVATION
- EYE FOR DETAILS
- KNOWLEDGE OF ELEMENTS AND PRINCIPLES
- PATIENCE TO DEVELOP your skills
- HOW TO COMPOSE
- UNDERSTANDING OF VALUE/SHADING
- MEASURING & HAND EYE CONTROL
- WILLINGNESS TO TAKE RISKS & EXPERIMENT

MC ESCHER



CONCEPTS TO LEARN

- COMPOSITION
- SIGHTING/
GLANCING
- GRADATION/
SHADING
- CONTOUR LINE
- PROPORTION/
MEASURING
- FORESHORTENING


DRAWING TECHNIQUES AND EXERCISES

- CONTOUR LINE
- CONTINUEOUS LINE
- BLIND & MODIFIED CONTOUR
- GESTURE DRAWING
- SKETCHING
- ROUGH DRAFT
- PERSPECTIVE
- EYE LEVEL
- GLANCING
- SIGHTING
- FORESHORTENING
- COMPOSITON
- NEGATIVE SPACE DRAWING
- VASES FACES
- UPSIDE DOWN DRAWING
- SHADING/GRADATION
- VALUE
- PROPORTION/MEASURING
- LINE/HATCHING SHADING
- CROSS HATCHING
- STIPPLING/POINTILLISM
- BLENDING

MAIN DRAWING PROCESSES

- **COMPOSITION-** THE ARRANGMENT OF THE ELEMENTS AND PRINCIPLES OF DESIGN IN A WORK OF ART
- **FORESHORTENING-** GIVING THE ILLUSION OF SPACE MAKING THE OBJECTS THAT APPEAR TO GO BACK INTO THE PICTURE
- **SHADING TECHNIQUES-** ADDS VOLUME, MASS AND 3-D QUALITIES TO THE ARTWORK
- **MARK MAKING-** CREATES VISUAL INTEREST IN ARTWORK AND ADDS VISUAL EXPRESSION TO THE ARTWORK

WINSLOW HOMER



MICHELANGELO



HILERY BRACE




ARTIST QUOTES

- HILARY BRACE “Even though my desire is to create places and events that are vivid and seem true—to make impossible places tangible—they stay elusive and enigmatic (difficult to understand) to me. In the end, the drawings are both a record of discovery and a means of re-experiencing the mystery.”



Marjane Satrapi

- For me, drawing is a question of death and life. Every day I draw, I write, I do something.

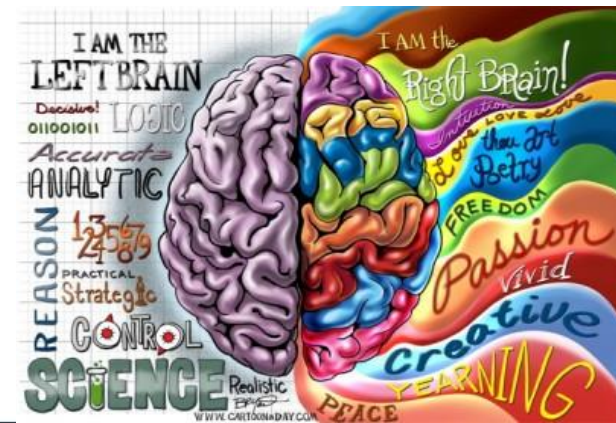



DRAWING IS ABOUT.....

• LOOKING



- IF YOU DESIRE TO DRAW WELL, YOU MUST LEARN TO DRAW WHAT YOU ACTUALLY SEE, AND NOT FALL BACK INTO YOUR SAFE SYMBOL SYSTEM STORED IN YOUR LEFT BRAIN



LEFT BRAIN/RIGHT BRAIN DRAWING



Johnny
4-19-77



ROY LICHTENSTIEN



DRAWING VOCABULARY

- **CONTOUR LINE** -out side edge of an object.
- **CONTINUOUS LINE** -drawing without lifting your pencil point until drawing is complete.
- **BLIND/MODIFIED CONTOUR** – drawing exercise.
- **SKETCHING/GESTURE/ROUGH DRAFT** –warm up drawing exercises.
- **SIGHTING/GLANCING** – ways of looking to draw more accurately.
- **NEGATIVE SPACE** – drawing the surrounding space around the object.
- **EYE LEVEL/ELLIPSES** – seeing the distance between the front and the back of objects.
- **VALUE** – the lightness or darkness of a color. (shade).
- **PROPORTION** – size relationship of one object to another. **MEASURING**-comparing one part to another.
- **PERSPECTIVE** – the showing of 3-d space in a picture.

LEARNING TO DRAW BASIC FORMS



1. Learn to look, see and identify the basic forms.
2. Make sure you are measuring distances, and proportions.
3. Use the process of mapping and placing your guide lines.
4. Look deeply and Draw what you see. Use the techniques of glancing and sighting.

WORK ON DRAWING PACKET

REQUIREMENTS

1. COMPLETE PACKET TO BEST OF ABILITY.
2. MASTER ONE OR MORE OF THE FORMS.
3. MUST USE MEASURING AND MAPPING ON ONE OR MORE OF THE FORMS.



VIDEOS TO HELP YOU LEARN

- <https://www.youtube.com/watch?v=bKKff0TXJR0>

Drawing basic forms 5:29 minutes

<https://www.youtube.com/watch?v=qqEy-ttXmOA>

Drawing a cup with shading 5:20 minutes

<https://www.youtube.com/watch?v=HQgjZbGK8Yc>

How to measure more correctly 4:00 minutes

https://www.youtube.com/watch?v=KQuan3GddKI&index=8&list=PLnifj-hFGWC_nnBs2U_ey5pcuUZV1FJtA Light bulb

ENJOY!

Royal Tiger by Eugene Delacroix

